



adding a rug
TO YOUR ROOM



AN INSTANT DECORATING SOLUTION

RUGS COMBINE STYLE, TEXTURE AND WARMTH. FROM CREATING A STATEMENT TO DEFINING A SPACE, THEY ALWAYS TAKE CENTRE STAGE.

Helping to reduce sound levels, rugs also play a role in the acoustics of a room.

So to help you find the rug you've been searching for, we take you through the key aspects you need to consider: scale, area, colour and pattern.

SCALE

Scale is a key factor when looking at different rug sizes, as a small rug placed in front of a large couch will look lost. Likewise, a large rug can overpower a small space, making it appear even smaller than what it actually is.

For the best results, we recommend making your rug the focal point of your space upon which you can then make other decorating decisions.

MAP THE AREA



To help determine the correct size, lay a sheet or blanket in the space where you envisage your rug to sit.

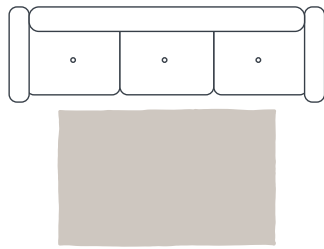
This will allow you to fold the sheet to match the different sized rugs you are considering, while also helping you determine which size best suits your space.



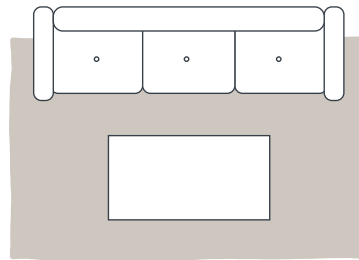
LIVING ROOM

When choosing a rug for your living room, less is NOT more. Smaller rugs can make a space look smaller or cluttered in comparison to larger rugs which give the illusion of a more spacious room.

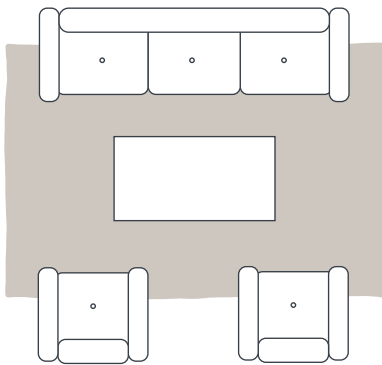
For a classic living layout, place the rug in the centre of the room and place the front legs of your sofa and armchairs on the rug. This will help create a better aesthetic and cleaner appearance.



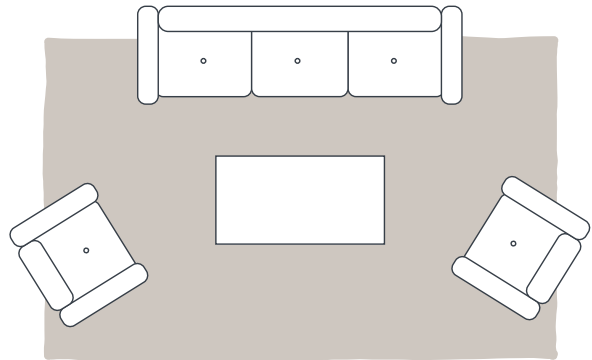
170cm x 120cm



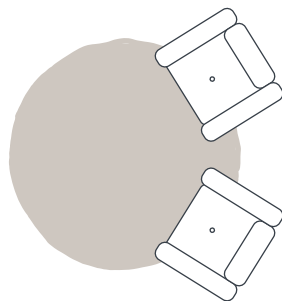
230cm x 160cm



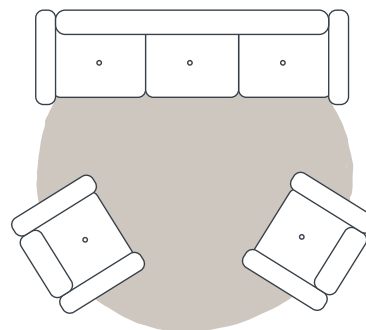
280cm x 190cm



320cm x 230cm



200cm



240cm

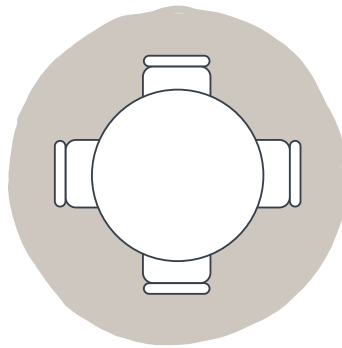


DINING ROOM

Scale and proportion is key when placing a rug in your dining room. As a rule, you want your rug to be large enough to accommodate all the dining chairs, even when they are pulled out from the table. We recommend your rug be large enough to extend around 60-70cm beyond your table.

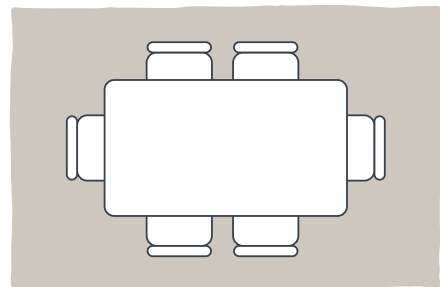
For high traffic, spill-risk zones like the dining area, we recommend a low-pile rug in an easy-to-clean material like polypropylene.

4 Seater



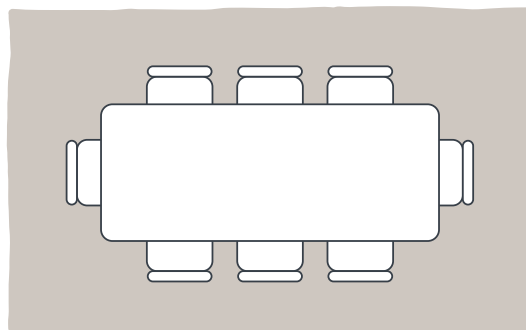
240cm

6 Seater



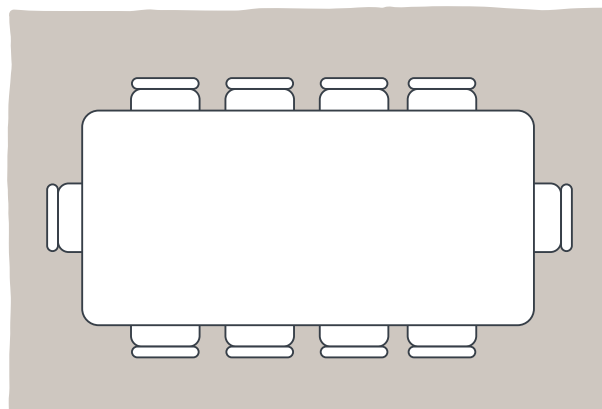
280cm x 190cm

8 Seater



320cm x 230cm

10 Seater



400cm x 300cm

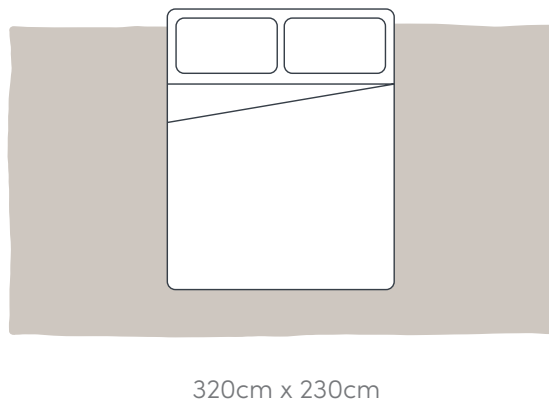
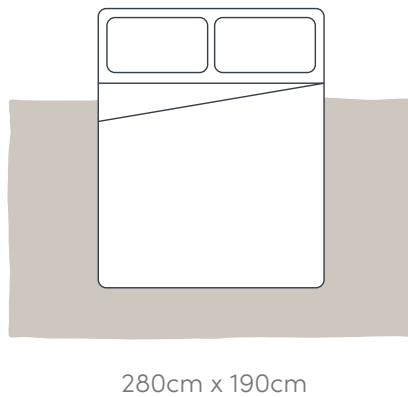
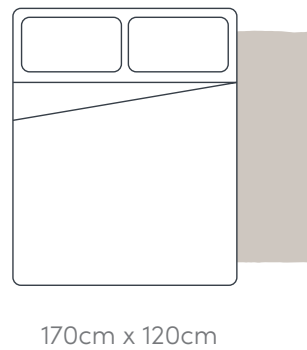
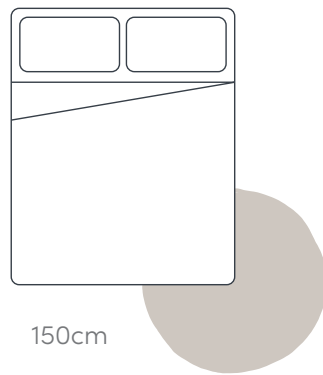


BEDROOM

A rug in the bedroom is all about being warm and comfortable underfoot, especially for those with hard flooring!

For those wanting a larger rug for the room, we recommend a rectangular rug that sits right under the lower end of the bed and extends at least 50cm beyond the sides of the bed (depending on the size of your bedroom).

For those who don't want a large rug but want warmth underfoot when getting out of bed, we recommend a round or runner rug to place at either side of the bed.





CHROME SAVANNAH
Colour Featured: Silver

COLOUR & PATTERN

Interior decorating has moved well beyond wall art, so start to think of your rug as a canvas on your floor.

As a general rule, bold, bright or heavily patterned designs make perfect statement pieces and will leave a lasting impression. These are ideal for the bedroom, dining or lounge areas in your home.

If your style is more subtle, you can tie your room together by complementing your rug with décor items that match your rug's feature colour, or are one to two shades either side of this.

KEY CONSIDERATIONS

As you start to define your favourite rugs, we recommend you re-visit these three key considerations to assist you in making your final decision:

- What do I want my rug to achieve? (e.g. statement piece, complete my space, define my space etc.)
- How busy is the space my rug will feature in?
- Will children or pets share the space my rug will feature in?



EMOTION 33
Colour Featured: Blush

RUG CATEGORIES

FLAT WEAVE

This style of rug is constructed on a loom and woven to create a flat, thin rug. The flat weaves create a beautiful rug which is extremely versatile and durable.

MODERN

Modern and contemporary, these rugs are leading the way, offering a variety of different designs and colours to suit any home.

NATURAL FIBRE

Natural fibres can include jute, cotton and sisal. These rugs are naturally beautiful, durable and hard-wearing, to bring a little bit of nature into your home.

TRADITIONAL

Traditional rugs have a timeless appeal, thanks to a combination of fine materials, powerful colours and intricate designs to create beautiful depth and structure.



NOOSA 111
Colour Featured: Natural

RUG FIBRES

WOOL

Quality, softness, luxurious, and graceful ageing, wool has it all. A natural and sustainable fibre, wool will keep you warm in winter and cool in summer. In addition to practicality, perhaps the best quality of wool lays in its inherent strength to be fire resistant.

POLYPROPYLENE

If you're looking for a rug that's cost effective, durable and looks good, you simply can't go past polypropylene.

POLYESTER

Polyester rugs are cost effective, durable and colour rich, making them a very attractive rug solution.

BLENDS

The best of both worlds, blended rugs combine both natural and/or synthetic fibres to provide a practical and chic solution for your home.

JUTE

Natural fibres like jute are eco-friendly and bio-degradable fibres that have a versatile look and feel that is easy to style. These fibres are durable and great for adding a touch of natural texture to a space.


Find the perfect rug with Room View

Our room visualiser tool Room View allows you see any of the rugs in this catalogue in your own space – before you buy!

Simply go to [choicesflooring.com](https://www.choicesflooring.com) and upload a photo of your room to start your decorating journey today.



Room View







RUG CARE & MAINTENANCE GUIDE

ONCE YOU FIND THE RUG YOU'VE BEEN SEARCHING FOR, THESE TIPS WILL HELP ENSURE YOUR RUG LASTS FOR MANY YEARS TO COME.

ROTATION

To encourage even wear, we recommend you rotate your rug once a year.

VACUUMING

To keep your rug clean, regularly vacuum your rug using a low-powered vacuum cleaner. If fibre ends appear on the surface, don't pull them, simply use scissors to trim the fibres evenly in-line with your rug surface.

ATTEND TO STAINS IMMEDIATELY

When attending to stains it is important you do not rub the stained area, as this will only penetrate the stain deeper into the fibres. Instead use a blotting motion and follow the cleaning instructions provided by your rug manufacturer. If you are unable to remove the stain, contact a professional rug cleaning specialist.

PROFESSIONAL CLEANING

To maintain your rug's stunning looks, we recommend you get it cleaned by a professional rug cleaning specialist every three to five years.

For more information regarding the care & maintenance of your rug, visit [choicesflooring.com](https://www.choicesflooring.com)



choicesflooring.com

Actual colour samples shown may vary due to the printing process. View a true representation of the rug at your local Choices Flooring store. Selected rugs may not be on display at some stores, but can be ordered from all stores. Featured rugs are available until sold out or discontinued from the manufacturer. Care and maintenance advice is to be used as a guide only. No liability will be held by Choices Flooring, their manufacturers, stores, or associates for any damage to your flooring. Our goods come with guarantees that cannot be excluded under the Australian Consumer Law. You are entitled to a replacement or refund for a major failure and compensation for any other reasonably foreseeable loss or damage. You're also entitled to have the goods repaired or replaced if goods fail to be acceptable quality and the failure does not amount to a major failure. All information within this brochure is correct at the time of printing (April 2023).

JOIN OUR ONLINE COMMUNITY

